



Guideline to build an ACP product description





HOW TO ORDER

Descriptions can occupy three different groups: basic features, extra features and assembled accessories.


Basic features								Extra features							Assembled accessories			
1	2	3	4	5	6	7	8	9	10	11	12	13	14	15	16	17	18	
CA14 N H2,5 - 10K A 2020									10DT	SNP				PI		WT -14117 -BA		

Block

We will cover the basic information needed to complete a standard potentiometer (first block), for example: CA14NH2,5-10KA2020



Series



Basic features

Series	Rotor	Model	Packg	Value Ω	Taper	Tol	Life
1	2	3	4	5	6	7	8
CA14	N	H2,5		- 10K	A	2020	


CA: Carbon. Polyester substrate that withstands from -25° to $+70^{\circ}\text{C}$.

CE: Cermet. Alumina substrate (or “cermet” substrate) withstanding from -40° to $+125^{\circ}\text{C}$. It also has better heat dissipation than carbon.

14: side of the housing, in mm. ACP has 6, 9 and 14mm products.



Rotor



Basic features							
Series	Rotor	Model	Packg	Value Ω	Taper	Tol	Life
1	2	3	4	5	6	7	8
CA14	N	H2,5		- 10K	A	2020	

Each series has rotors to choose from. The most common rotors are:

6mm -- X, in cross shape.

9mm -- M, hexagonal, for shafts. P -arrow- for screwdriver adjustment

14mm -- N, for shafts.



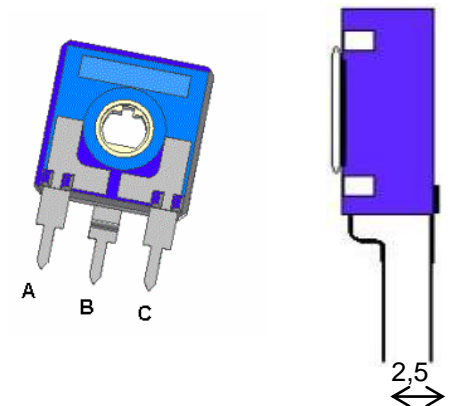
Model



Basic features							
Series	Rotor	Model	Packg	Value Ω	Taper	Tol	Life
1	2	3	4	5	6	7	8
CA14	N	H2,5		- 10K	A	2020	


H stands for horizontal adjustment and V for vertical adjustment. The number after that indicates the distance in mm between the collector (B) and the line that links terminals A and C.

For example, the poti on the picture is H2,5





Packaging




Basic features							
Series	Rotor	Model	Packg	Value Ω	Taper	Tol	Life
1	2	3	4	5	6	7	8
CA14	N	H2,5		- 10K	A	2020	

Packaging refers mainly to SMD potentiometers in Tape and Reel. If the potentiometers have to be sent in bulk, the cell is left blank.

For example: CA6XVSMD-**T&R**-10KA2525 is an SMD potentiometer, packaged in Tape & Reel.



Value



Basic features							
Series	Rotor	Model	Packg	Value Ω	Taper	Tol	Life
1	2	3	4	5	6	7	8
CA14	N	H2,5		- 10K	A	2020	

Ohm value can be chosen from a list of standard values. In general, we have the following ranges:


Through hole: from 100 Ω to 5M Ω

SMD: from 100 Ω to 1M Ω

Special values are also available on request.



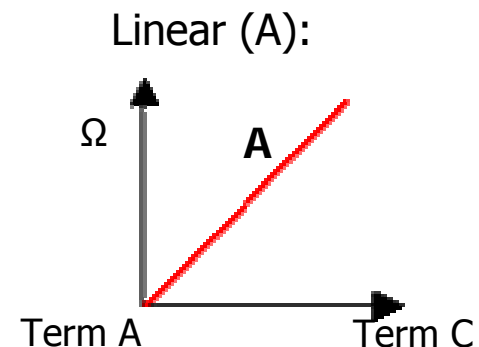
Taper



Basic features							
Series	Rotor	Model	Packg	Value Ω	Taper	Tol	Life
1	2	3	4	5	6	7	8
CA14	N	H2,5		- 10K	A	2020	


Tapers are usually linear (A). Logarithmic (B) and antilogarithmic (C) are also available, as well as special tapers.

Special tapers are indicated with two letters. For example: CA9MV10-10K**DD**2020.





Tolerance




Basic features							
Series	Rotor	Model	Packg	Value Ω	Taper	Tol	Life
1	2	3	4	5	6	7	8
CA14	N	H2,5		- 10K	A	2020	

Tolerance indicates the range where the total value of the potentiometer can be found, in excess the nominal or below: $\pm 20\%$ = 2020; +10% -20% would be 1020.

Through-hole potentiometers have lower standard tolerance than SMD. Please, check the short catalogue titled “**Technical Information** – it includes complete information on SMD types” for details.



Life cycles



Basic features							
Series	Rotor	Model	Packg	Value Ω	Taper	Tol	Life
1	2	3	4	5	6	7	8
CA14	N	H2,5		- 10K	A	2020	

The standard life of a potentiometer is usually 1000 cycles.


If longer life is required, it should be indicated as **LVXX**, where XX stands for the thousands of cycles needed. For example: LV10 for 10.000 cycles.

Even if the product has detents, the number of cycles should be indicated.



Extra features

Once the basic features are indicated, we can continue to build a more complex product, with detents, crimped terminals, housing in different colors, special linearity, etc...




Standard features								Extra features							Assembled accessories				
Series	Rotor	Model	Packg	Value Ω	Taper	Tol	Life	Track	Detents	Snap in	Housing	Rotor	Wiper	Lin	Assembly	Ref #	Color	Flammability	Riveted
1	2	3	4	5	6	7	8	9	10	11	12	13	14	15	16		17	18	
CA14	N	H2,5		- 10K	A	2020			10DT	SNP			PI		WT -14117 -BA				




Assembly of accessories

If a potentiometer has a shaft or thumbwheel inserted, it is indicated at the end of the description:



Standard features								Extra features							Assembled accessories				
Series	Rotor	Model	Packg	Value Ω	Taper	Tol	Life	Track	Detents	Snap in	Housing	Rotor	Wiper	Lin	Assembly	Ref #	Color	Flammability	Riveted
1	2	3	4	5	6	7	8	9	10	11	12	13	14	15	16		17	18	
CA14	N	H2,5		-10K	A	2020			10DT	SNP			PI		WT -14117 -BA				

In this case, **WT** means the insertion is from the plastic (logo) side. **14117** is the shaft reference. **BA** means the color is white. Flammability characteristics as well as riveting would be indicated here if needed.



Thank you!

ACP – Aragonesa de Componentes Pasivos, S. A.

Pol. Industrial s/n; Apdo. Correos 43
E-50.500 Tarazona (Zaragoza)
SPAIN

Email: sales@acptechnologies.com

Tel.: +34 976 643 063

Fax.: +34 976 643 464

<http://www.acptechnologies.com>